

ART from the PAST

PROJECTS

FOR SOCIAL STUDIES


ATHLETES AND GAMES

Ancient people stayed healthy & fit through daily work & exercise. Through athletic games they practiced skills needed for hunting, traveling & fighting. Athletes were honored in statues, awards, paintings & mosaics recording their feats for later admirers.

Ancient Chinese Wrestler

This ancient wrestler practiced to stay healthy, to develop self-defense techniques & to improve focus. The Ancient Chinese valued exercise to strengthen the body & spirit. Artists honored these strong athletes who stretched, lunged & focused their energy.

- ◆ Make a 3-D sculpture of your favorite sport.
- ◆ Rip sides of a 12" x 12" piece of tin-foil as shown below.
- ◆ Gently roll & crumple bottom pieces into legs & top pieces into arms & head.
- ◆ Ask a friend to pose. Bend your figure into position. Check the athlete from all sides. Pin to cardboard base.





Funerary Sculpture of a Wrestler
Middle Tang Dynasty about 700-800
Molded earthenware with incised decoration & traces of white slip, 15 x 15 x 48 in., Los Angeles County Museum of Art.
Gift of Michael J. Connell Foundation, M.77.64



Early Man Flipbook

Ancient people recorded images on cave walls with bits of charcoal or soft rock. They imagined animal hunts as they drew pictures of running animals & figures. These gestural drawings, though simple, captured athletic movement.

- ◆ Practice gesture drawing to capture movement with a few lines. Draw several 10-second action poses.
- ◆ Make a flipbook of a continuous action: taking giant steps, sitting up or waving arms.
- ◆ Draw your action in 10 sequential gesture drawings on index cards.
- ◆ Staple together in order & flip for action.



Boxing Boys, Wall Mural, Greek, Late Minoan, 1650-1500 BC
National Archeological Museum, Athens, Greece

Greek Olympic Games

The Greeks valued sports to train for warfare & honor their gods. They held many competitions, including the Olympics. Each winner was honored by receiving an amphora, a handmade red & black vase painted with pictures of active athletes, mythical scenes or gods & goddesses. Try designing your own Greek amphora!

- ◆ Draw a vase on tagboard. Color solidly with bright-colored oil pastel or crayon.
- ◆ Paint over crayon with black tempera mixed with a bit of liquid soap. (Soap helps paint stick to crayon.) Let dry.
- ◆ Practice drawing the outline of an athlete on newsprint paper.
- ◆ Transfer best drawing to vase. Scratch through the newsprint paper drawing onto the vase by tracing athlete's outline with paper clip end. Remove newsprint & add details.
- ◆ Cut out vase & mount on construction paper.



Panathenaic Prize Amphora, Terracotta, Greek, Attic, black-figure, ca.530 B.C., Attributed to the Euphrosinos Painter, The Metropolitan Museum of Art, Rogers Fund, 1914 (14.130.12), Mary and Michael Jaharis Gallery

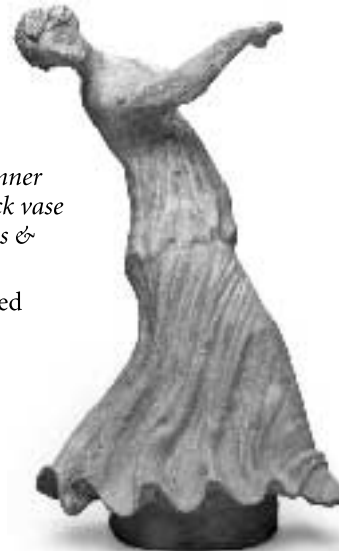



Figure of a Dancing Woman, 2nd century BC
Terracotta with traces of polychrome, 44.5 x 12.1 cm
Fine Arts Museums of San Francisco, Museum purchase, Salinger Bequest Fund, 78.4

Roman Athlete

Caught in midstride, a discus thrower is about to fling his disk. The Roman sculptor Myron, carved this athlete in motion between 460-450 BC. Without a camera how was he able to capture the exact moment of perfect balance?

- ◆ Capture your favorite active sport in large silhouettes.
- ◆ Practice stopping motion: jump for a basket, stretch for a volleyball, glide on skates. Freeze & remember your body's position.
- ◆ To capture a pose, lie down on a large piece of black butcher paper. Have a partner trace your form. Switch tasks.
- ◆ Cut out, hang up & celebrate active athletes!



Silhouette art representation
The Discus Thrower (Discobolus)
Roman copy of Myron's bronze original, 5th century BC
British Museum

ARTS FOR ALL!

Information & activities created for teachers, parents & kids by:
COMMUNITY SCHOOL OF MUSIC AND ARTS (CSMA) AT FINN CENTER
230 San Antonio Circle, Mountain View, CA 94040
650.917.6800 | www.arts4all.org

Written by Mary Bender; Designed by Ina Johnson

SPECIAL THANKS TO: The Metropolitan Museum of Art, Los Angeles County Museum of Art & Fine Arts Museums of San Francisco

Look in the Mercury News

- ◆ Photographs capture exact athletic moments. Search the Sports Section for action photos. How would these have helped ancient artists?
- ◆ Athletes are rewarded in many ways. Find different ways that sports players get rewards.